




**County of Riverside**  
**DEPARTMENT OF ENVIRONMENTAL HEALTH**  
 www.rivcoeh.org

**FOOD ESTABLISHMENT INSPECTION FORM**

FACILITY NAME <b>Five Guys Burgers &amp; Fires</b>				DATE 2/15/2022	TIME IN 2:15 PM	TIME OUT 3:15 PM
ADDRESS 12515 Frederick St #A3, Moreno Valley, CA 92553				FACILITY DESCRIPTION Not Applicable		
PERMIT HOLDER LJ International Inc				EMAIL jimljli@gmail.com		Major Violations 0
PERMIT # PR0072343	EXPIRATION DATE 10/31/2022	SERVICE Routine inspection	REINSPECTION DATE 8/15/2022	FACILITY PHONE # (909)506-9255	PE 2621	DISTRICT 0001
INSPECTOR NAME Richard Conant					Points Deducted 1	

The conditions listed below correspond to violations of the California Health and Safety Code and/or Riverside County Ordinances and must be corrected as indicated by the enforcement officer. The Department of Environmental Health appreciates your cooperation.

Failure to correct listed violation(s) prior to the designated compliance date may necessitate an additional reinspection at a charge determined by Riverside County Ordinance 640.



**Major / Minor Violations:** Major Violations are those that pose an imminent risk to public health and warrant immediate closure of the food facility or immediate correction. Minor Violations are those violations that do not pose an imminent public health risk, but do warrant correction.

GRADE REPRESENTS THE FOLLOWING RANGES: A = 100-90 Passed inspection / meets minimum health standards. B = 89-80 Did not pass inspection / does not meet minimum health standards. C = 79-0 Failed inspection / conditions exist which may pose a potential or actual threat to public health and safety. The facility is required to display a grade card in a conspicuous place selected by the Enforcement Officer. The grade card shall not be concealed and can only be removed or relocated by the Enforcement Officer per County Ordinance 492 / County Code Section 8.40.020

○ In = In compliance     + COS = Corrected on-site     ○ N/O = Not observed     ○ N/A = Not applicable     ○ OUT = Out of compliance

DEMONSTRATION OF KNOWLEDGE		COS	MAJ	OUT
In	N/A 1. Food safety certification Richie Moore			2
EMPLOYEE HEALTH AND HYGIENIC PRACTICES				
In	2. Communicable disease; reporting, restrictions and exclusions		4	
In	N/O 3. No persistent discharge from eyes, nose, and mouth			2
In	N/O 4. Proper eating, tasting, drinking or tobacco use			2
PREVENTING CONTAMINATION BY HANDS				
In	N/O 5. Hands clean and properly washed; gloves used properly		4	2
In	6. Adequate handwashing facilities supplied and accessible			2
TIME AND TEMPERATURE RELATIONSHIPS				
In	N/O N/A 7. Proper hot and cold holding temperatures		4	2
In	N/O N/A 8. Time as a public health control; procedures and records		4	2
In	N/O N/A 9. Proper cooling methods		4	2
In	N/O N/A 10. Proper cooking time and temperature		4	2
In	N/O N/A 11. Proper reheating procedures for hot holding		4	
PROTECTION FROM CONTAMINATION				
In	N/O N/A 12. Returned and re-service of food			2
In	13. Food: unadulterated, no spoilage, no contamination		4	2
In	N/O N/A 14. Food contact surfaces: clean and sanitized / 200ppm quaternary ammonia. 3-compartment sink set up.		4	2

FOOD FROM APPROVED SOURCES		COS	MAJ	OUT
In	15. Food obtained from approved sources		4	2
In	N/O <span style="color: blue;">○</span> N/A 16. Compliance with shell stock tags, condition, display			2
In	N/O <span style="color: blue;">○</span> N/A 17. Compliance with Gulf Oyster regulations			2
CONFORMANCE WITH APPROVED PROCEDURES				
In	<span style="color: blue;">○</span> N/A 18. Compliance with variance, specialized process, and HACCP plan			2
CONSUMER ADVISORY				
In	<span style="color: blue;">○</span> N/A 19. Written disclosure and reminder statements provided for raw or undercooked foods			1
SCHOOL AND HEALTHCARE PROHIBITED FOODS				
In	<span style="color: blue;">○</span> N/A 20. Licensed health care facilities / public and private schools; prohibited foods not offered		4	2
WATER / HOT WATER				
In	21. Hot and cold water available Water Temperature °F		4	2
LIQUID WASTE DISPOSAL				
In	22. Sewage and wastewater properly disposed		4	2
VERMIN				
In	23. No rodents, insects, birds, or animals		4	2
In	<span style="color: blue;">○</span> N/A 24. Vermin proofing, air curtains, self-closing doors			1

SUPERVISION / PERSONAL CLEANLINESS	OUT
25. Person in charge present and performs duties, demonstration of knowledge	2
26. Personal cleanliness and hair restraints	1
GENERAL FOOD SAFETY REQUIREMENTS	
27. Approved thawing methods, frozen food storage	1
28. Food separated and protected from contamination	2
29. Washing fruits and vegetables	1
30. Toxic substances properly identified, stored, used	1
FOOD STORAGE / DISPLAY / SERVICE	
31. Adequate food storage; food storage containers identified	1
32. Consumer self-service	1
33. Food properly labeled; honestly presented; menu labeling	1

EQUIPMENT / UTENSILS / LINENS	OUT
34. Utensils and equipment approved, good repair	1
35. Warewashing: installed, maintained, proper use, test materials	1
36. Equipment / utensils: installed, clean, adequate capacity	1
37. Equipment, utensils, and linens: storage and use	1
38. Adequate ventilation and lighting; designated areas, use	<span style="color: red;">○</span> 1
39. Thermometers provided and accurate	1
40. Wiping cloths: properly used and stored	1
PHYSICAL FACILITIES	
41. Plumbing: properly installed, good repair	1
42. Refuse properly disposed; facilities maintained	1
43. Toilet facilities: properly constructed, supplied, cleaned	1
44. Premises; personal item storage and cleaning item storage	1

PERMANENT FOOD FACILITIES	OUT
45. Floors, walls, ceilings: good repair / fully enclosed	1
46. Floors, walls, and ceilings: clean	1
47. No unapproved private homes / living or sleeping quarters	1
SIGNS / REQUIREMENTS	
48. Last inspection report available	
49. Food Handler certifications available, current, and complete	1
50. Grade card and signs posted, visible	
COMPLIANCE AND ENFORCEMENT	
51. Plans approved / submitted	
52. Permit available / current	
53. Permit suspended / revoked	
54. Voluntary condemnation	
55. Impound	



**FOOD ESTABLISHMENT INSPECTION FORM**

FACILITY NAME <b>Five Guys Burgers &amp; Fires</b>	DATE <b>2/15/2022</b>	PERMIT # <b>PR0072343</b>
---	--------------------------	------------------------------

**38. ADEQUATE VENTILATION & LIGHTING: DESIGNATED AREAS; USE**

**POINTS**

**1**

**Inspector Comments:** one exhaust filter has broken baffle and exposes the inner portion of exhaust hood. provided education this is a fire hazard. Manager states new filter is already ordered and should be here this week. Please replace broken filter no later than this week. Please note this is a closeable violation due to fire hazard, but ok to remain open with condition filter is replaced this week and inner portion of exhaust hood is cleaned of grease build up once obtained.

Please be careful and understand this is a fire hazard and if the broken filter is to be utilized for now, keep away from directly above fryers. (note the filter is currently over flat grill).

**Violation Description:** Mechanical exhaust ventilation shall be provided to remove toxic gases, heat, grease, vapors, and smoke. All areas of a food facility shall have sufficient ventilation to facilitate proper food storage and provide a reasonable condition of comfort for each employee. Toilet rooms shall be vented to the outside air by a screened openable window, an air shaft, or a light-switch activated exhaust fan. Adequate lighting shall be provided in all areas to facilitate cleaning and inspection. Light fixtures in areas where open food is stored, served, prepared, and where utensils are washed shall be of shatterproof construction or protected with light shields. (114149, 114149.1, 114149.2, 114149.3, 114252, 114252.1)

**Overall Inspection Comments**

No summary comments have been made for this inspection.

**Did you know** that effective January 1, 2018, the California Health and Safety Code was amended to make it easier for food facilities to donate food? Please consider donating your excess food product to a local food bank, pantry, or soup kitchen. As a good faith food donor, you are protected from civil and criminal liability if the food product later causes harm to its recipient, unless the injury is a direct result of gross negligence or intentional misconduct in the preparation or handling of the donated food. See Section 171425 of the Civil Code and Sections 114432 to 114434 inclusive of the Health and Safety Code. For more information visit our website at [www.rivcoeh.org](http://www.rivcoeh.org).

**Signature**

**Richard Conant (Inspector)**  
**Person in Charge**

**02/15/2022**

Signature not captured due to  
 COVID 19 pandemic.

**Richie**  
**Person in Charge**

**02/15/2022**

## REASONS FOR IMMEDIATE CLOSURE OF A FOOD FACILITY

Per California Health and Safety Code Section 114409 (a):  
 "If any imminent health hazard is found, unless the hazard is immediately corrected, an enforcement officer may temporarily suspend the permit and order the food facility immediately closed."

A food facility may be closed for any of the following reasons:

- Overflowing sewage (inside or outside the facility)
- No potable water
- No hot water
- No electricity
- Rodent or insect infestation
- Any other conditions at the facility that may create an imminent public health risk

In addition to the reasons above, Per California Health and Safety Code Section 114411:

"The enforcement agency may, after providing opportunity for a hearing, modify, suspend, or revoke a permit for serious or repeated violations of any requirement of this part or for interference in the performance of the duty of the enforcement officer."

No foil or cardboard on shelves!



## PROPER FOOD STORAGE IN REFRIGERATORS AND FREEZERS

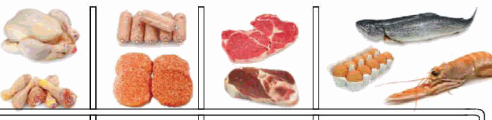
Ready-to-Eat Food



Cooked Food



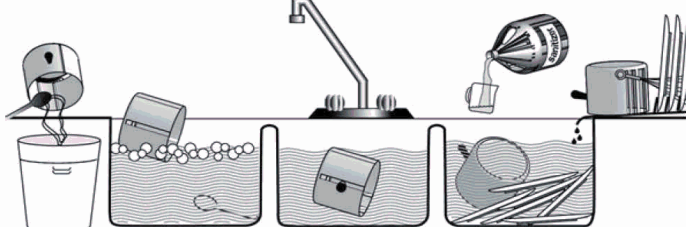
Raw Meat, Raw Eggs



Store cooked and ready-to-eat food above raw food to avoid cross-contamination.  
 Keep all food covered to prevent contamination

## MANUAL SANITIZING OF EQUIPMENT AND UTENSILS USING A THREE COMPARTMENT SINK

1. **SCRAPE**, clean, or soak items as necessary before washing.
2. **WASH** items in detergent and hot water of at least 100°F in the first sink.
3. **RINSE** items in clear water in the second sink.
4. **SANITIZE** by submerging each item in a sanitizing solution in the third sink. Use one of the following sanitizing methods:
  - 100ppm of a chlorine based sanitizer for a minimum of 30 seconds in the solution
  - 200ppm of a quaternary ammonium based sanitizer for a minimum of 60 seconds in the solution
  - 25ppm of an iodine based sanitizer for a minimum of 60 seconds in the solution
  - Water at a temperature of 171°F for a minimum of 30 seconds in solution
5. **AIR DRY** all items on the drain board.



**1 SCRAPE 2 WASH 3 RINSE 4 SANITIZE 5 AIR DRY**

## PROPER COOLING OF FOOD IN YOUR FACILITY

Potentially hazardous foods should always be rapidly cooled.

### TIME IS THE KEY FACTOR IN PROPER COOLING

- Foods must cool from 135°F to 70°F in 2 hours or less
- Foods must cool from 70°F to 41°F in 4 hours or less

Use one of the following methods to cool food properly:

- Break large foods down into smaller portions and place in shallow pans no more than 4 inches deep. Metal pans cool better than glass or plastic pans.
- Add ice as an ingredient to replace water used in the recipe.
- Place foods within an ice bath and frequently stir the foods to speed the cooling process.
- Loosely cover foods so that heat and steam can escape during cooling.
- Arrange containers within a refrigeration unit so that air can flow properly around containers.
- Use special equipment like chill paddles or blast chillers to rapidly bring down food temperature.

Use an accurate thermometer to verify the food is being cooled within proper timeframes.

## PROPER FOOD THAWING METHODS



1. Under refrigeration
2. In a microwave oven on "defrost"
3. Submerged under cold running water in an approved preparation sink for no longer than 2 hours
4. As part of the cooking process



## INTERNAL COOKING TEMPERATURES

Use a probe thermometer to take internal cooking temperatures

<b>135°F</b> for 15 seconds	<b>145°F</b> for 15 seconds	<b>145°F</b> for 15 seconds	<b>145°F</b> for 15 seconds	<b>155°F</b> for 15 seconds	<b>155°F</b> for 15 seconds	<b>165°F</b> for 15 seconds	<b>165°F</b> for 15 seconds

Food temperature cannot be felt - use your probe thermometer!



## FOR QUESTIONS OR COMMENTS CONTACT YOUR LOCAL AREA OFFICE

**BLYTE**  
 260 N Broadway  
 Blythe, CA 92225  
 Phone 760-921-5090  
 Fax 760-921-5085

**CORONA**  
 2275 S Main St #204  
 Corona, CA 92882  
 Phone 951-273-9140  
 Fax 951-520-8319

**HEMET**  
 800 S Sanderson Ave #200  
 Hemet, CA 92545  
 Phone 951-766-2824  
 Fax 951-766-7874

**INDIO**  
 47-950 Arabia St #A  
 Indio, CA 92201  
 Phone 760-863-8287  
 Fax 760-863-8303

**MURRIETA**  
 30135 Technology Dr #250  
 Murrieta, CA 92563  
 Phone 951-461-0284  
 Fax 951-461-0245

**PALM SPRINGS**  
 554 S Paseo Dorotea  
 Palm Springs, CA 92264  
 Phone 760-320-1048  
 Fax 760-320-1470

**RIVERSIDE**  
 4065 County Circle Dr #104  
 Riverside, CA 92503  
 Phone 951-358-5172  
 Fax 951-358-5017