




County of Riverside
DEPARTMENT OF ENVIRONMENTAL HEALTH
 www.rivcoeh.org

FOOD ESTABLISHMENT INSPECTION FORM

FACILITY NAME Wendy's #12112				DATE 12/5/2022	TIME IN 2:30 PM	TIME OUT 3:35 PM
ADDRESS 735 N Main St, Corona, CA 92880				FACILITY DESCRIPTION Not Applicable		
PERMIT HOLDER Cotti Foods California Inc				EMAIL keeley@cottifoods.com		Major Violations 0
PERMIT # PR0075260	EXPIRATION DATE 05/31/2023	SERVICE Routine inspection	REINSPECTION DATE Next Routine	FACILITY PHONE # (951)735-2739	PE 2621	DISTRICT 0054
					INSPECTOR NAME Sarah Miller	Points Deducted 5

The conditions listed below correspond to violations of the California Health and Safety Code and/or Riverside County Ordinances and must be corrected as indicated by the enforcement officer. The Department of Environmental Health appreciates your cooperation.

Failure to correct listed violation(s) prior to the designated compliance date may necessitate an additional reinspection at a charge determined by Riverside County Ordinance 640.



Major / Minor Violations: Major Violations are those that pose an imminent risk to public health and warrant immediate closure of the food facility or immediate correction. Minor Violations are those violations that do not pose an imminent public health risk, but do warrant correction.

GRADE REPRESENTS THE FOLLOWING RANGES: A = 100-90 Passed inspection / meets minimum health standards. B = 89-80 Did not pass inspection / does not meet minimum health standards. C = 79-0 Failed inspection / conditions exist which may pose a potential or actual threat to public health and safety. The facility is required to display a grade card in a conspicuous place selected by the Enforcement Officer. The grade card shall not be concealed and can only be removed or relocated by the Enforcement Officer per County Ordinance 492 / County Code Section 8.40.020

- In = In compliance
 COS = Corrected on-site
 N/O = Not observed
 N/A = Not applicable
 OUT = Out of compliance

DEMONSTRATION OF KNOWLEDGE		COS	MAJ	OUT
<input checked="" type="radio"/>	N/A			2
1. Food safety certification Samantha Valdarrago; ServSafe 6/6/24				
EMPLOYEE HEALTH AND HYGIENIC PRACTICES				
<input checked="" type="radio"/>			4	
2. Communicable disease; reporting, restrictions and exclusions				
<input checked="" type="radio"/>	N/O			2
3. No persistent discharge from eyes, nose, and mouth				
<input checked="" type="radio"/>	N/O			2
4. Proper eating, tasting, drinking or tobacco use				
PREVENTING CONTAMINATION BY HANDS				
<input checked="" type="radio"/>	N/O		4	2
5. Hands clean and properly washed; gloves used properly				
<input checked="" type="radio"/>				2
6. Adequate handwashing facilities supplied and accessible				
TIME AND TEMPERATURE RELATIONSHIPS				
<input checked="" type="radio"/>	N/O	N/A	4	2
7. Proper hot and cold holding temperatures				
<input type="radio"/>	N/O	N/A	4	2
8. Time as a public health control; procedures and records				
<input type="radio"/>	N/A	N/A	4	2
9. Proper cooling methods				
<input checked="" type="radio"/>	N/O	N/A	4	2
10. Proper cooking time and temperature				
<input type="radio"/>	N/A	N/A	4	
11. Proper reheating procedures for hot holding				
PROTECTION FROM CONTAMINATION				
<input type="radio"/>	N/A	N/A		2
12. Returned and re-service of food				
<input checked="" type="radio"/>			4	2
13. Food: unadulterated, no spoilage, no contamination				
<input type="radio"/>	N/O	N/A	4	2
14. Food contact surfaces: clean and sanitized Dish machine; 50ppm chlorine /				

FOOD FROM APPROVED SOURCES		COS	MAJ	OUT
<input checked="" type="radio"/>			4	2
15. Food obtained from approved sources				
<input type="radio"/>	N/O	N/A		2
16. Compliance with shell stock tags, condition, display				
<input type="radio"/>	N/O	N/A		2
17. Compliance with Gulf Oyster regulations				
CONFORMANCE WITH APPROVED PROCEDURES				
<input type="radio"/>		N/A		2
18. Compliance with variance, specialized process, and HACCP plan				
CONSUMER ADVISORY				
<input type="radio"/>		N/A		1
19. Written disclosure and reminder statements provided for raw or undercooked foods				
SCHOOL AND HEALTHCARE PROHIBITED FOODS				
<input type="radio"/>		N/A	4	2
20. Licensed health care facilities / public and private schools; prohibited foods not offered				
WATER / HOT WATER				
<input type="radio"/>			4	2
21. Hot and cold water available Water Temperature °F				
LIQUID WASTE DISPOSAL				
<input checked="" type="radio"/>			4	2
22. Sewage and wastewater properly disposed				
VERMIN				
<input checked="" type="radio"/>			4	2
23. No rodents, insects, birds, or animals				
<input type="radio"/>	N/A			1
24. Vermin proofing, air curtains, self-closing doors				

SUPERVISION / PERSONAL CLEANLINESS	OUT
25. Person in charge present and performs duties, demonstration of knowledge	2
26. Personal cleanliness and hair restraints	1
GENERAL FOOD SAFETY REQUIREMENTS	
27. Approved thawing methods, frozen food storage	1
28. Food separated and protected from contamination	2
29. Washing fruits and vegetables	1
30. Toxic substances properly identified, stored, used	1
FOOD STORAGE / DISPLAY / SERVICE	
31. Adequate food storage; food storage containers identified	1
32. Consumer self-service	1
33. Food properly labeled; honestly presented; menu labeling	1

EQUIPMENT / UTENSILS / LINENS	OUT
34. Utensils and equipment approved, good repair	1
35. Warewashing: installed, maintained, proper use, test materials	1
36. Equipment / utensils: installed, clean, adequate capacity	1
37. Equipment, utensils, and linens: storage and use	1
38. Adequate ventilation and lighting; designated areas, use	1
39. Thermometers provided and accurate	1
40. Wiping cloths: properly used and stored	1
PHYSICAL FACILITIES	
41. Plumbing: properly installed, good repair	1
42. Refuse properly disposed; facilities maintained	1
43. Toilet facilities: properly constructed, supplied, cleaned	1
44. Premises: personal item storage and cleaning item storage	1

PERMANENT FOOD FACILITIES	OUT
45. Floors, walls, ceilings: good repair / fully enclosed	1
46. Floors, walls, and ceilings: clean	1
47. No unapproved private homes / living or sleeping quarters	1
SIGNS / REQUIREMENTS	
48. Last inspection report available	
49. Food Handler certifications available, current, and complete	1
50. Grade card and signs posted, visible	
COMPLIANCE AND ENFORCEMENT	
51. Plans approved / submitted	
52. Permit available / current	
53. Permit suspended / revoked	
54. Voluntary condemnation	
55. Impound	



FOOD ESTABLISHMENT INSPECTION FORM

FACILITY NAME Wendy's #12112	DATE 12/5/2022	PERMIT # PR0075260
---------------------------------	-------------------	-----------------------

14. FOOD CONTACT SURFACES; CLEAN AND SANITIZED

POINTS
2

Inspector Comments: Observed the dish machine with only one drain board, shared with the side of the 3-compartment sink that is used for soiled dishes. Observed an employee load soiled dishes on the drain board, run the dishes through the dish machine, and unload the clean dishes back onto the soiled drain board. Discontinue this practice to prevent possible contamination of clean dishes. Install an approved drain board to be used for clean dishes, utilize a dish table, or unload clean dishes to the clean 3-compartment sink drain board (right side). Education provided.

Violation Description: All food contact surfaces of utensils and equipment shall be properly cleaned and sanitized. Food contact surfaces shall be clean to the sight and touch, no accumulation of dust, dirt, food residue, and other debris. (114097, 114099.1, 114099.2, 114099.4, 114099.6, 114099.7, 114101(b-d), 114105, 114109, 114111, 114113, 114115, 114117, 114118, 114123, 114125(b), 114130.2, 114130.5, 114141)

21. HOT AND COLD WATER AVAILABLE

POINTS
2

Inspector Comments: 3-compartment sink reached a maximum hot water temperature of 114F. Water heater settings read "set point 115F". Take all necessary approved action to ensure hot water of 120F minimum is supplied at the 3-compartment sink.

Violation Description: An adequate, protected, pressurized, potable supply of hot water and cold water shall be provided at all times. Hot water of at least 120°F must be provided for facilities with unpackaged food or packaged potentially hazardous food. Handwashing facilities shall be equipped to provide warm water for at least 15 seconds. (113953(c), 114189, 114192 (a,d), 114192.1, 114195)

24. VERMIN PROOFING, AIR CURTAINS, SELF-CLOSING DOORS

POINTS
1

Inspector Comments: Observed the drive thru air curtain nonfunctional. Repair, replace, or turn on air curtain. Air curtains shall operate in conjunction with the microswitch to turn on when the door is open and turn off when the door closes.

Violation Description: Each food facility shall be constructed, equipped, maintained, and operated to prevent the entrance and harborage of animals, including birds and vermin. (114259, 114259.2, 114259.3)

Overall Inspection Comments

No summary comments have been made for this inspection.

Did you know that effective January 1, 2018, the California Health and Safety Code was amended to make it easier for food facilities to donate food? Please consider donating your excess food product to a local food bank, pantry, or soup kitchen. As a good faith food donor, you are protected from civil and criminal liability if the food product later causes harm to its recipient, unless the injury is a direct result of gross negligence or intentional misconduct in the preparation or handling of the donated food. See Section 171425 of the Civil Code and Sections 114432 to 114434 inclusive of the Health and Safety Code. For more information visit our website at www.rivcoeh.org.

Signature

 maribel Robles
 Person in Charge
 12/05/2022

 Sarah Miller
 Environmental Health Specialist
 12/05/2022

REASONS FOR IMMEDIATE CLOSURE OF A FOOD FACILITY

Per California Health and Safety Code Section 114409 (a):
 "If any imminent health hazard is found, unless the hazard is immediately corrected, an enforcement officer may temporarily suspend the permit and order the food facility immediately closed."

A food facility may be closed for any of the following reasons:

- Overflowing sewage (inside or outside the facility)
- No potable water
- No hot water
- No electricity
- Rodent or insect infestation
- Any other conditions at the facility that may create an imminent public health risk


In addition to the reasons above, Per California Health and Safety Code Section 114411:

"The enforcement agency may, after providing opportunity for a hearing, modify, suspend, or revoke a permit for serious or repeated violations of any requirement of this part or for interference in the performance of the duty of the enforcement officer."

No foil or cardboard on shelves



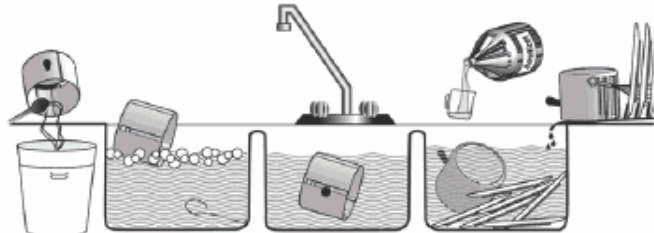
PROPER FOOD STORAGE IN REFRIGERATORS AND FREEZERS



Store cooked and ready-to-eat food above raw food to avoid cross-contamination.
 Keep all food covered to prevent contamination

MANUAL SANITIZING OF EQUIPMENT AND UTENSILS USING A THREE COMPARTMENT SINK

1. **SCRAPE**, clean, or soak items as necessary before washing.
2. **WASH** items in detergent and hot water of at least 100°F in the first sink.
3. **RINSE** items in clear water in the second sink.
4. **SANITIZE** by submerging each item in a sanitizing solution in the third sink. Use one of the following sanitizing methods:
 - 100ppm of a chlorine based sanitizer for a minimum of 30 seconds in the solution
 - 200ppm of a quaternary ammonium based sanitizer for a minimum of 60 seconds in the solution
 - 25ppm of an iodine based sanitizer for a minimum of 60 seconds in the solution
 - Water at a temperature of 171°F for a minimum of 30 seconds in solution
5. **AIR DRY** all items on the drain board.



1 SCRAPE 2 WASH 3 RINSE 4 SANITIZE 5 AIR DRY

PROPER COOLING OF FOOD IN YOUR FACILITY

Potentially hazardous foods should always be rapidly cooled.

TIME IS THE KEY FACTOR IN PROPER COOLING

- Foods must cool from 135°F to 70°F in 2 hours or less
- Foods must cool from 70°F to 41°F in 4 hours or less

Use one of the following methods to cool food properly:

- Break large foods down into smaller portions and place in shallow pans no more than 4 inches deep. Metal pans cool better than glass or plastic pans.
- Add ice as an ingredient to replace water used in the recipe.
- Place foods within an ice bath and frequently stir the foods to speed the cooling process.
- Loosely cover foods so that heat and steam can escape during cooling.
- Arrange containers within a refrigeration unit so that air can flow properly around containers.
- Use special equipment like chill paddles or blast chillers to rapidly bring down food temperature.

Use an accurate thermometer to verify the food is being cooled within proper timeframes.

PROPER FOOD THAWING METHODS

1. Under refrigeration
2. In a microwave oven on "defrost"
3. Submerged under cold running water in an approved preparation sink for no longer than 2 hours
4. As part of the cooking process

INTERNAL COOKING TEMPERATURES

Use a probe thermometer to take internal cooking temperatures

135°F for 15 seconds	145°F for 15 seconds	145°F for 15 seconds	145°F for 15 seconds	155°F for 15 seconds	155°F for 15 seconds	165°F for 15 seconds	165°F for 15 seconds

Food temperature cannot be felt - use your probe thermometer!



FOR QUESTIONS OR COMMENTS CONTACT YOUR LOCAL AREA OFFICE

BLYTHER
 260 N Broadway
 Blythe, CA 92225
 Self-Service Kiosk
 Only

CORONA
 2275 S Main St #204
 Corona, CA 92882
 Phone 951-273-9140
 Fax 951-520-8319

HEMET
 800 S Sanderson Ave #200
 Hemet, CA 92545
 Phone 951-766-2824
 Fax 951-766-7874

INDIO
 47-950 Arabia St #A
 Indio, CA 92201
 Phone 760-863-8287
 Fax 760-863-8303

MURRIETA
 30135 Technology Dr #250
 Murrieta, CA 92563
 Phone 951-461-0284
 Fax 951-461-0245

PALM SPRINGS
 554 S Paseo Dorotea
 Palm Springs, CA 92264
 Phone 760-320-1048
 Fax 760-320-1470

RIVERSIDE
 4065 County Circle Dr #104
 Riverside, CA 92503
 Phone 951-358-5172
 Fax 951-358-5017