




County of Riverside
DEPARTMENT OF ENVIRONMENTAL HEALTH
 www.rivcoeh.org

FOOD ESTABLISHMENT INSPECTION FORM

FACILITY NAME Shell #68537 (6362)				DATE 3/3/2020	TIME IN 12:15 PM	TIME OUT 1:00 PM
ADDRESS 10171 Mission Blvd, Jurupa Valley, CA 92509				FACILITY DESCRIPTION Not Applicable		
PERMIT HOLDER Western Refining Retail LLC				EMAIL marketingservices@andeavor.co		Major Violations 0
PERMIT # PR0002912	EXPIRATION DATE 01/31/2022	SERVICE Routine inspection	REINSPECTION DATE 9/03/2020	FACILITY PHONE # (866)876-2455	PE 2610	DISTRICT 0056
				INSPECTOR NAME Silvia Aguilar	Points Deducted 4	

The conditions listed below correspond to violations of the California Health and Safety Code and/or Riverside County Ordinances, and must be corrected as indicated by the enforcement officer. The Department of Environmental Health appreciates your cooperation.

Failure to correct listed violation(s) prior to the designated compliance date may necessitate an additional reinspection at a charge determined by Riverside County Ordinance 640.



Major / Minor Violations: Major Violations are those that pose an imminent risk to public health and warrant immediate closure of the food facility or immediate correction. Minor Violations are those violations that do not pose an imminent public health risk, but do warrant correction.

GRADE REPRESENTS THE FOLLOWING RANGES: A = 100-90 Passed inspection / meets minimum health standards. B = 89-80 Did not pass inspection / does not meet minimum health standards. C = 79-0 Failed inspection / conditions exist which may pose a potential or actual threat to public health and safety. The facility is required to display a grade card in a conspicuous place selected by the Enforcement Officer. The grade card shall not be concealed and can only be removed or relocated by the Enforcement Officer per County Ordinance 492 / County Code Section 8.40.020

In = In compliance COS = Corrected on-site N/O = Not observed N/A = Not applicable OUT = Out of compliance

DEMONSTRATION OF KNOWLEDGE		COS	MAJ	OUT
<input checked="" type="radio"/>	N/A			2
1. Food safety certification Olivia Fink/FSP/08.30.2022				
EMPLOYEE HEALTH AND HYGIENIC PRACTICES				
<input checked="" type="radio"/>			4	
2. Communicable disease; reporting, restrictions and exclusions				
<input checked="" type="radio"/>	N/O			2
3. No persistent discharge from eyes, nose, and mouth				
<input checked="" type="radio"/>	N/O			2
4. Proper eating, tasting, drinking or tobacco use				
PREVENTING CONTAMINATION BY HANDS				
<input checked="" type="radio"/>	N/O		4	2
5. Hands clean and properly washed; gloves used properly				
<input checked="" type="radio"/>				2
6. Adequate handwashing facilities supplied and accessible				
TIME AND TEMPERATURE RELATIONSHIPS				
<input checked="" type="radio"/>	N/O	N/A	4	2
7. Proper hot and cold holding temperatures				
<input checked="" type="radio"/>	N/O	N/A	4	2
8. Time as a public health control; procedures and records				
<input checked="" type="radio"/>	N/O	N/A	4	2
9. Proper cooling methods				
<input checked="" type="radio"/>	N/O	N/A	4	2
10. Proper cooking time and temperature				
<input checked="" type="radio"/>	N/O	N/A	4	
11. Proper reheating procedures for hot holding				
PROTECTION FROM CONTAMINATION				
<input checked="" type="radio"/>	N/O	N/A		2
12. Returned and re-service of food				
<input checked="" type="radio"/>			4	2
13. Food: unadulterated, no spoilage, no contamination				
<input checked="" type="radio"/>	N/O	N/A	4	2
14. Food contact surfaces: clean and sanitized 200ppm Quaternary Ammonium / 100F				

FOOD FROM APPROVED SOURCES		COS	MAJ	OUT
<input checked="" type="radio"/>			4	2
15. Food obtained from approved sources				
<input checked="" type="radio"/>	N/O	<input type="radio"/> N/A		2
16. Compliance with shell stock tags, condition, display				
<input checked="" type="radio"/>	N/O	<input type="radio"/> N/A		2
17. Compliance with Gulf Oyster regulations				
CONFORMANCE WITH APPROVED PROCEDURES				
<input checked="" type="radio"/>		<input type="radio"/> N/A		2
18. Compliance with variance, specialized process, and HACCP plan				
CONSUMER ADVISORY				
<input checked="" type="radio"/>		<input type="radio"/> N/A		1
19. Written disclosure and reminder statements provided for raw or undercooked foods				
SCHOOL AND HEALTHCARE PROHIBITED FOODS				
<input checked="" type="radio"/>		<input type="radio"/> N/A	4	2
20. Licensed health care facilities / public and private schools; prohibited foods not offered				
WATER / HOT WATER				
<input checked="" type="radio"/>			4	2
21. Hot and cold water available Water Temperature 120F°F				
LIQUID WASTE DISPOSAL				
<input checked="" type="radio"/>			4	2
22. Sewage and wastewater properly disposed				
VERMIN				
<input checked="" type="radio"/>			4	2
23. No rodents, insects, birds, or animals				
<input checked="" type="radio"/>	N/A			1
24. Vermin proofing, air curtains, self-closing doors				

SUPERVISION / PERSONAL CLEANLINESS	OUT
25. Person in charge present and performs duties, demonstration of knowledge	2
26. Personal cleanliness and hair restraints	1
GENERAL FOOD SAFETY REQUIREMENTS	
27. Approved thawing methods, frozen food storage	1
28. Food separated and protected from contamination	2
29. Washing fruits and vegetables	1
30. Toxic substances properly identified, stored, used	1
FOOD STORAGE / DISPLAY / SERVICE	
31. Adequate food storage; food storage containers identified	1
32. Consumer self-service	1
33. Food properly labeled; honestly presented; menu labeling	1

EQUIPMENT / UTENSILS / LINENS	OUT
34. Utensils and equipment approved, good repair	<input type="radio"/> 1
35. Warewashing: installed, maintained, proper use, test materials	1
36. Equipment / utensils: installed, clean, adequate capacity	1
37. Equipment, utensils, and linens: storage and use	1
38. Adequate ventilation and lighting; designated areas, use	1
39. Thermometers provided and accurate	1
40. Wiping cloths: properly used and stored	1
PHYSICAL FACILITIES	
41. Plumbing: properly installed, good repair	<input type="radio"/> 1
42. Refuse properly disposed; facilities maintained	1
43. Toilet facilities: properly constructed, supplied, cleaned	1
44. Premises; personal item storage and cleaning item storage	1

PERMANENT FOOD FACILITIES	OUT
45. Floors, walls, ceilings: good repair / fully enclosed	<input type="radio"/> 1
46. Floors, walls, and ceilings: clean	1
47. No unapproved private homes / living or sleeping quarters	1
SIGNS / REQUIREMENTS	
48. Last inspection report available	
49. Food Handler certifications available, current, and complete	<input type="radio"/> 1
50. Grade card and signs posted, visible	
COMPLIANCE AND ENFORCEMENT	
51. Plans approved / submitted	
52. Permit available / current	
53. Permit suspended / revoked	
54. Voluntary condemnation	
55. Impound	



County of Riverside
DEPARTMENT OF ENVIRONMENTAL HEALTH
www.rivcoeh.org

FOOD ESTABLISHMENT INSPECTION FORM

FACILITY NAME Shell #68537 (6362)	DATE 3/3/2020	PERMIT # PR0002912
--------------------------------------	------------------	-----------------------

34. UTENSILS AND EQUIPMENT APPROVED, GOOD REPAIR

POINTS
1

Inspector Comments: Repair or replace damaged/torn gasket of walk-in cooler door.

Violation Description: All utensils and equipment shall be approved and in good repair. (114130, 114130.1-114130.6, 114132, 114133, 114137, 114175, 114177, 114257)

41. PLUMBING: PROPERLY INSTALLED, GOOD REPAIR

POINTS
1

Inspector Comments: Provide 1 inch air gap between soda dispenser drain line and floor sink.

Violation Description: All plumbing shall be installed in compliance with local plumbing ordinances, shall be maintained so as to prevent any contamination, and shall be kept clean, fully operative, and in good repair. All food-related equipment drain lines must discharge through an approved indirect connection. Any hose used for conveying potable water shall be made from approved material and used for no other purpose. (114171, 114189.1, 114190, 114192(b,c), 114193, 114193.1, 114199, 114201, 114269)

45. FLOORS, WALLS, CEILING: GOOD REPAIR / FULLY ENCLOSED

POINTS
1

Inspector Comments: Seal gaps of ceiling panels at back ware wash area to eliminate vermin entry into facility.

Violation Description: The floors, walls, ceilings finishes must be of an approved material, durable, smooth, nonabsorbent, and easily cleanable. Food facilities shall be fully enclosed. (114143 (d), 114257, 114266, 114268, 114271, 114272)

49. FOOD HANDLER CERTIFICATIONS AVAILABLE, CURRENT, COMPLETE

POINTS
1

Inspector Comments: Observed expired/out of county food handler cards onsite. Provide valid/current Riverside County food handler cards for all active employees in timely manner.

Violation Description: County of Riverside Environmental Health Food Handler Certification(s) are available and current for all employees who prepare, store, or serve exposed food. (Riverside County Ordinance 567)



County of Riverside
DEPARTMENT OF ENVIRONMENTAL HEALTH
www.rivcoeh.org

FOOD ESTABLISHMENT INSPECTION FORM

FACILITY NAME Shell #68537 (6362)	DATE 3/3/2020	PERMIT # PR0002912
--------------------------------------	------------------	-----------------------

Overall Inspection Comments

No summary comments have been made for this inspection.

Did you know that effective January 1, 2018, the California Health and Safety Code was amended to make it easier for food facilities to donate food? Please consider donating your excess food product to a local food bank, pantry, or soup kitchen. As a good faith food donor, you are protected from civil and criminal liability if the food product later causes harm to its recipient, unless the injury is a direct result of gross negligence or intentional misconduct in the preparation or handling of the donated food. See Section 171425 of the Civil Code and Sections 114432 to 114434 inclusive of the Health and Safety Code. For more information visit our website at www.rivcoeh.org.

Signature

Roxann Vasquez
Person in Charge

03/03/2020

Silvia Aguilar
Environmental Health Specialist

03/03/2020

REASONS FOR IMMEDIATE CLOSURE OF A FOOD FACILITY

Per California Health and Safety Code Section 114409 (a):
 "If any imminent health hazard is found, unless the hazard is immediately corrected, an enforcement officer may temporarily suspend the permit and order the food facility immediately closed."

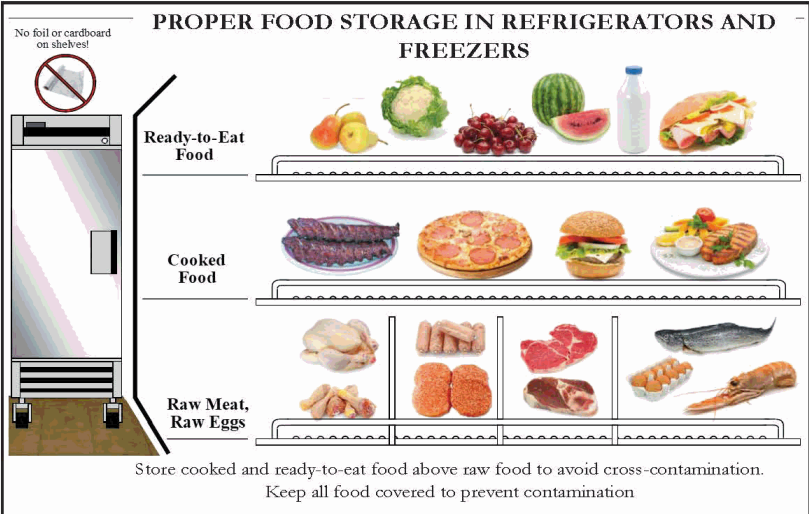
A food facility may be closed for any of the following reasons:

- Overflowing sewage (inside or outside the facility)
- No potable water
- No hot water
- No electricity
- Rodent or insect infestation
- Any other conditions at the facility that may create an imminent public health risk

In addition to the reasons above, Per California Health and Safety Code Section 114411:

"The enforcement agency may, after providing opportunity for a hearing, modify, suspend, or revoke a permit for serious or repeated violations of any requirement of this part or for interference in the performance of the duty of the enforcement officer."

PROPER FOOD STORAGE IN REFRIGERATORS AND FREEZERS



No foil or cardboard on shelves!

Ready-to-Eat Food

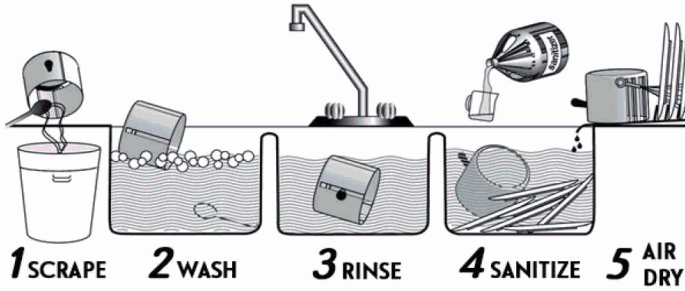
Cooked Food

Raw Meat, Raw Eggs

Store cooked and ready-to-eat food above raw food to avoid cross-contamination. Keep all food covered to prevent contamination.

MANUAL SANITIZING OF EQUIPMENT AND UTENSILS USING A THREE COMPARTMENT SINK

1. **SCRAPE**, clean, or soak items as necessary before washing.
2. **WASH** items in detergent and hot water of at least 100°F in the first sink.
3. **RINSE** items in clear water in the second sink.
4. **SANITIZE** by submerging each item in a sanitizing solution in the third sink. Use one of the following sanitizing methods:
 - 100ppm of a chlorine based sanitizer for a minimum of 30 seconds in the solution
 - 200ppm of a quaternary ammonium based sanitizer for a minimum of 60 seconds in the solution
 - 25ppm of an iodine based sanitizer for a minimum of 60 seconds in the solution
 - Water at a temperature of 171°F for a minimum of 30 seconds in solution
5. **AIR DRY** all items on the drain board.



PROPER COOLING OF FOOD IN YOUR FACILITY

Potentially hazardous foods should always be rapidly cooled.

TIME IS THE KEY FACTOR IN PROPER COOLING

- Foods must cool from 135°F to 70°F in 2 hours or less
- Foods must cool from 70°F to 41°F in 4 hours or less

Use one of the following methods to cool food properly:

- Break large foods down into smaller portions and place in shallow pans no more than 4 inches deep. Metal pans cool better than glass or plastic pans.
- Add ice as an ingredient to replace water used in the recipe.
- Place foods within an ice bath and frequently stir the foods to speed the cooling process.
- Loosely cover foods so that heat and steam can escape during cooling.
- Arrange containers within a refrigeration unit so that air can flow properly around containers.
- Use special equipment like chill paddles or blast chillers to rapidly bring down food temperature.









Use an accurate thermometer to verify the food is being cooled within proper timeframes.

PROPER FOOD THAWING METHODS

1. Under refrigeration
2. In a microwave oven on "defrost"
3. Submerged under cold running water in an approved preparation sink for no longer than 2 hours
4. As part of the cooking process

INTERNAL COOKING TEMPERATURES

Use a probe thermometer to take internal cooking temperatures

							
135°F for 15 seconds	145°F for 15 seconds	145°F for 15 seconds	145°F for 15 seconds	155°F for 15 seconds	155°F for 15 seconds	165°F for 15 seconds	165°F for 15 seconds

Food temperature cannot be felt - use your probe thermometer!



THE MAJOR 8 FOOD ALLERGENS

MILK

EGGS

FISH

SHELLFISH

WHEAT

SOYBEANS

PEANUTS

TREE NUTS

FOR QUESTIONS OR COMMENTS CONTACT YOUR LOCAL AREA OFFICE

BLYTE 260 N Broadway Blythe, CA 92225 Phone 760-921-5090 Fax 760-921-5085	CORONA 2275 S Main St #204 Corona, CA 92882 Phone 951-273-9140 Fax 951-520-8319	HEMET 800 S Sanderson Ave #200 Hemet, CA 92545 Phone 951-766-2824 Fax 951-766-7874	INDIO 47-950 Arabia St #A Indio, CA 92201 Phone 760-863-8287 Fax 760-863-8303	MURRIETA 30135 Technology Dr #250 Murrieta, CA 92563 Phone 951-461-0284 Fax 951-461-0245	PALM SPRINGS 554 S Paseo Dorotea Palm Springs, CA 92264 Phone 760-320-1048 Fax 760-320-1470	RIVERSIDE 4065 County Circle Dr #104 Riverside, CA 92503 Phone 951-358-5172 Fax 951-358-5017
--	--	---	--	---	--	---