



**County of Riverside**  
**DEPARTMENT OF ENVIRONMENTAL HEALTH**  
 www.rivcoeh.org

**FOOD ESTABLISHMENT INSPECTION FORM**

FACILITY NAME <b>Speedway #4600</b>				DATE 6/26/2019	TIME IN 9:15 AM	TIME OUT 10:00 AM
ADDRESS 23905 Catt Rd, Wildomar, CA 92595				FACILITY DESCRIPTION Not Applicable		
PERMIT HOLDER Western Refining Retail LLC				EMAIL s6390@mpcretail.com		Major Violations 0
PERMIT # PR0066294	EXPIRATION DATE 01/31/2022	SERVICE Routine inspection	REINSPECTION DATE 12/26/2019	FACILITY PHONE # (866)876-2455	PE 2611	DISTRICT 0044
				INSPECTOR NAME Bonnesa Lopez	Points Deducted 6	

The conditions listed below correspond to violations of the California Health and Safety Code and/or Riverside County Ordinances and must be corrected as indicated by the enforcement officer. The Department of Environmental Health appreciates your cooperation.

Failure to correct listed violation(s) prior to the designated compliance date may necessitate an additional reinspection at a charge determined by Riverside County Ordinance 640.



**Major / Minor Violations:** Major Violations are those that pose an imminent risk to public health and warrant immediate closure of the food facility or immediate correction. Minor Violations are those violations that do not pose an imminent public health risk, but do warrant correction.

GRADE REPRESENTS THE FOLLOWING RANGES: A = 100-90 Passed inspection / meets minimum health standards. B = 89-80 Did not pass inspection / does not meet minimum health standards. C = 79-0 Failed inspection / conditions exist which may pose a potential or actual threat to public health and safety. The facility is required to display a grade card in a conspicuous place selected by the Enforcement Officer. The grade card shall not be concealed and can only be removed or relocated by the Enforcement Officer per County Ordinance 492 / County Code Section 8.40.020

○ In = In compliance     + COS = Corrected on-site     ○ N/O = Not observed     ○ N/A = Not applicable     ○ OUT = Out of compliance

DEMONSTRATION OF KNOWLEDGE			COS	MAJ	OUT
In	N/A	1. Food safety certification Berenice Mayorga/ SS 3-21-24			2
EMPLOYEE HEALTH AND HYGIENIC PRACTICES					
In		2. Communicable disease; reporting, restrictions and exclusions		4	
In	N/O	3. No persistent discharge from eyes, nose, and mouth			2
In	N/O	4. Proper eating, tasting, drinking or tobacco use			2
PREVENTING CONTAMINATION BY HANDS					
In	N/O	5. Hands clean and properly washed; gloves used properly		4	2
In		6. Adequate handwashing facilities supplied and accessible			2
TIME AND TEMPERATURE RELATIONSHIPS					
In	N/O	N/A		4	2
In	N/O	N/A		4	2
In	N/O	N/A		4	2
In	N/O	N/A		4	2
In	N/O	N/A		4	2
In	N/O	N/A		4	2
PROTECTION FROM CONTAMINATION					
In	N/O	N/A			2
In		13. Food: unadulterated, no spoilage, no contamination		4	2
In	N/O	N/A		4	2

FOOD FROM APPROVED SOURCES			COS	MAJ	OUT
In		15. Food obtained from approved sources		4	2
In	N/O	N/A			2
In	N/O	N/A			2
CONFORMANCE WITH APPROVED PROCEDURES					
In		N/A			2
CONSUMER ADVISORY					
In		N/A			1
SCHOOL AND HEALTHCARE PROHIBITED FOODS					
In		N/A		4	2
WATER / HOT WATER					
In				4	2
		Water Temperature 124 F°F			
LIQUID WASTE DISPOSAL					
In				4	2
VERMIN					
In				4	2
In	N/A				1

SUPERVISION / PERSONAL CLEANLINESS	OUT
25. Person in charge present and performs duties, demonstration of knowledge	2
26. Personal cleanliness and hair restraints	1
GENERAL FOOD SAFETY REQUIREMENTS	
27. Approved thawing methods, frozen food storage	1
28. Food separated and protected from contamination	2
29. Washing fruits and vegetables	1
30. Toxic substances properly identified, stored, used	1
FOOD STORAGE / DISPLAY / SERVICE	
31. Adequate food storage; food storage containers identified	1
32. Consumer self-service	1
33. Food properly labeled; honestly presented; menu labeling	1

EQUIPMENT / UTENSILS / LINENS	OUT
34. Utensils and equipment approved, good repair	1
35. Warewashing: installed, maintained, proper use, test materials	1
36. Equipment / utensils: installed, clean, adequate capacity	1
37. Equipment, utensils, and linens: storage and use	1
38. Adequate ventilation and lighting; designated areas, use	1
39. Thermometers provided and accurate	1
40. Wiping cloths: properly used and stored	1
PHYSICAL FACILITIES	
41. Plumbing: properly installed, good repair	1
42. Refuse properly disposed; facilities maintained	1
43. Toilet facilities: properly constructed, supplied, cleaned	1
44. Premises; personal item storage and cleaning item storage	1

PERMANENT FOOD FACILITIES	OUT
45. Floors, walls, ceilings: good repair / fully enclosed	1
46. Floors, walls, and ceilings: clean	1
47. No unapproved private homes / living or sleeping quarters	1
SIGNS / REQUIREMENTS	
48. Last inspection report available	
49. Food Handler certifications available, current, and complete	1
50. Grade card and signs posted, visible	
COMPLIANCE AND ENFORCEMENT	
51. Plans approved / submitted	
52. Permit available / current	
53. Permit suspended / revoked	
54. Voluntary condemnation	
55. Impound	



**County of Riverside**  
**DEPARTMENT OF ENVIRONMENTAL HEALTH**  
 www.rivcoeh.org

**FOOD ESTABLISHMENT INSPECTION FORM**

FACILITY NAME Speedway #4600	DATE 6/26/2019	PERMIT # PR0066294
---------------------------------	-------------------	-----------------------

**6. ADEQUATE HANDWASHING FACILITIES SUPPLIED & ACCESSIBLE**

**POINTS**  
**2**

**Inspector Comments:** Adequate approved facilities shall be provided for hand washing.

- Ensure papertowels are supplied at the hand sink near the hot dog roller machine.
- Ensure the women's restroom hand sink hot water does not exceed 108 F, but reaches a minimum of 100 F. Observed water temperature at hand sink at 116 F. Make necessary adjustments to sink.

**Violation Description:** Adequate facilities exclusively for handwashing shall be provided in food preparation areas and within toilet rooms. Handwashing soap, and towels or drying device, shall be provided in dispensers. Handwashing facilities shall be clean, unobstructed, and accessible at all times for employee use. (113953, 113953.1, 113953.2, 114067(f), 114143 (e))

**25. PERSON IN CHARGE PRESENT AND PERFORM DUTIES; DEMONSTRATION OF KNOWLEDGE**

**POINTS**  
**0**

**Inspector Comments:** All food employees shall have adequate knowledge of and be trained in food safety as it relates to their assigned duties.

- Provide education on the ware washing procedures to employees. Operator stated that the 3 compartment does not have plugs to hold water in the compartments, that the dishes were sprayed with sanitizer solution, and was unaware of the proper concentration of sanitizer. Another employee was asked on the proper procedures and was not sure on the methods. Education provided.
- When reviewing reheating temperatures, operator stated that hot foods were reheated to 116 F. No hot foods observed cooked during inspection. Ensure hot potentially hazardous foods are reheated to 165 F and hermetically sealed foods are reheated to 135 F.

**Violation Description:** A person in charge shall be present at the food facility during all hours of operation. The person in charge and all food employees shall have adequate knowledge and shall be trained in food safety as it relates to their assigned duties. The person in charge shall have adequate knowledge of major food allergens and must provide education to employees. (113945-113945.1, 113947, 113947.1(b)(2), 113984.1, 114075)

**34. UTENSILS AND EQUIPMENT APPROVED, GOOD REPAIR**

**POINTS**  
**1**

**Inspector Comments:** All utensils and equipment shall be approved, properly installed, and in good repair.

- Provide plugs for 3 compartment sinks. Instructed operator to submit invoice of order to bonnesalopez@rivco.org by 7-3-2019. In the meantime, facility will ware wash using containers big enough to hold equipment for washing.
- Install funnel drain below RPP device for soda machine ensuring an air gap (1 ")j is provided above the overflow of the floorsink.

**Violation Description:** All utensils and equipment shall be approved and in good repair. (114130, 114130.1-114130.6, 114132, 114133, 114137, 114175, 114177, 114257)

**36. EQUIPMENT / UTENSILS PROPERLY INSTALLED, CLEAN;ADEQUATE CAPACITY**

**POINTS**  
**0**

**Inspector Comments:** NOTE: All equipment and utensils shall be kept clean and free of an accumulation of dust, dirt, food residue, and other debris.

Observed men's restroom vent in dusty condition and the lip of the drawer below the microwave to be dusty.

**Violation Description:** All utensils and equipment shall be clean and installed in an approved manner. Equipment type and quantity shall be adequate for the operation.(114115, 114130.3, 114139, 114153, 114163, 114165, 114167, 114169, 114175, 114180, 114182, 114257)

**45. FLOORS, WALLS, CEILING: GOOD REPAIR / FULLY ENCLOSED**

**POINTS**  
**0**

**Inspector Comments:** NOTE: The floors, walls, ceilings of a food facility shall be an approved type, have durable, smooth, nonabsorbent, and washable surfaces, and shall be maintained in good repair.

- Properly seal between the cove base tiles and wall below the RPP backflow device and to the right of the mop sink.

**Violation Description:** The floors, walls, ceilings finishes must be of an approved material, durable, smooth, nonabsorbent, and easily cleanable. Food facilities shall be fully enclosed. (114143 (d), 114257, 114266, 114268, 114271, 114272)



County of Riverside  
DEPARTMENT OF ENVIRONMENTAL HEALTH  
www.rivcoeh.org

FOOD ESTABLISHMENT INSPECTION FORM

FACILITY NAME Speedway #4600	DATE 6/26/2019	PERMIT # PR0066294
---------------------------------	-------------------	-----------------------

49. FOOD HANDLER CERTIFICATIONS AVAILABLE, CURRENT, COMPLETE

POINTS

1

**Inspector Comments:** All employees who handle food, utensils, or food equipment shall have a valid Riverside County Food Handler Certificate within one week of commencing work.

- Observed several food handler cards expired and a non-Riverside County food handler card.

**Violation Description:** County of Riverside Environmental Health Food Handler Certification(s) are available and current for all employees who prepare, store, or serve exposed food. (Riverside County Ordinance 567)



County of Riverside  
DEPARTMENT OF ENVIRONMENTAL HEALTH  
www.rivcoeh.org

FOOD ESTABLISHMENT INSPECTION FORM

FACILITY NAME Speedway #4600	DATE 6/26/2019	PERMIT # PR0066294
---------------------------------	-------------------	-----------------------

**Overall Inspection Comments**

No summary comments have been made for this inspection.

**Did you know** that effective January 1, 2018, the California Health and Safety Code was amended to make it easier for food facilities to donate food? Please consider donating your excess food product to a local food bank, pantry, or soup kitchen. As a good faith food donor, you are protected from civil and criminal liability if the food product later causes harm to its recipient, unless the injury is a direct result of gross negligence or intentional misconduct in the preparation or handling of the donated food. See Section 171425 of the Civil Code and Sections 114432 to 114434 inclusive of the Health and Safety Code. For more information visit our website at [www.rivcoeh.org](http://www.rivcoeh.org).

**Signature**

Berenice Mayorga  
Person in Charge  
06/26/2019

Bonnesa Lopez  
Environmental Health Specialist  
06/26/2019

## REASONS FOR IMMEDIATE CLOSURE OF A FOOD FACILITY

Per California Health and Safety Code Section 114409 (a):  
 "If any imminent health hazard is found, unless the hazard is immediately corrected, an enforcement officer may temporarily suspend the permit and order the food facility immediately closed."

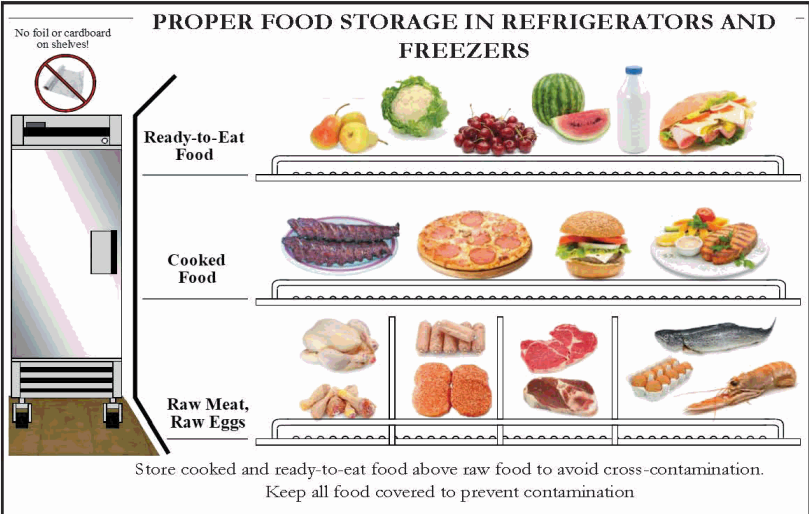
A food facility may be closed for any of the following reasons:

- Overflowing sewage (inside or outside the facility)
- No potable water
- No hot water
- No electricity
- Rodent or insect infestation
- Any other conditions at the facility that may create an imminent public health risk

In addition to the reasons above, Per California Health and Safety Code Section 114411:

"The enforcement agency may, after providing opportunity for a hearing, modify, suspend, or revoke a permit for serious or repeated violations of any requirement of this part or for interference in the performance of the duty of the enforcement officer."

### PROPER FOOD STORAGE IN REFRIGERATORS AND FREEZERS



No foil or cardboard on shelves!

Ready-to-Eat Food

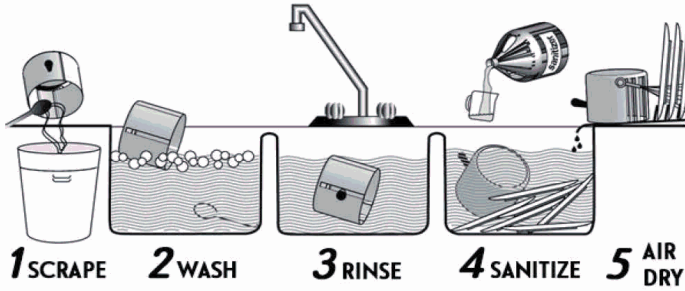
Cooked Food

Raw Meat, Raw Eggs

Store cooked and ready-to-eat food above raw food to avoid cross-contamination. Keep all food covered to prevent contamination.

## MANUAL SANITIZING OF EQUIPMENT AND UTENSILS USING A THREE COMPARTMENT SINK

1. **SCRAPE**, clean, or soak items as necessary before washing.
2. **WASH** items in detergent and hot water of at least 100°F in the first sink.
3. **RINSE** items in clear water in the second sink.
4. **SANITIZE** by submerging each item in a sanitizing solution in the third sink. Use one of the following sanitizing methods:
  - 100ppm of a chlorine based sanitizer for a minimum of 30 seconds in the solution
  - 200ppm of a quaternary ammonium based sanitizer for a minimum of 60 seconds in the solution
  - 25ppm of an iodine based sanitizer for a minimum of 60 seconds in the solution
  - Water at a temperature of 171°F for a minimum of 30 seconds in solution
5. **AIR DRY** all items on the drain board.



## PROPER COOLING OF FOOD IN YOUR FACILITY

Potentially hazardous foods should always be rapidly cooled.

### TIME IS THE KEY FACTOR IN PROPER COOLING

- Foods must cool from 135°F to 70°F in 2 hours or less
- Foods must cool from 70°F to 41°F in 4 hours or less

Use one of the following methods to cool food properly:

- Break large foods down into smaller portions and place in shallow pans no more than 4 inches deep. Metal pans cool better than glass or plastic pans.
- Add ice as an ingredient to replace water used in the recipe.
- Place foods within an ice bath and frequently stir the foods to speed the cooling process.
- Loosely cover foods so that heat and steam can escape during cooling.
- Arrange containers within a refrigeration unit so that air can flow properly around containers.
- Use special equipment like chill paddles or blast chillers to rapidly bring down food temperature.









Use an accurate thermometer to verify the food is being cooled within proper timeframes.

## PROPER FOOD THAWING METHODS

1. Under refrigeration
2. In a microwave oven on "defrost"
3. Submerged under cold running water in an approved preparation sink for no longer than 2 hours
4. As part of the cooking process

## INTERNAL COOKING TEMPERATURES

Use a probe thermometer to take internal cooking temperatures

							
<b>135°F</b> for 15 seconds	<b>145°F</b> for 15 seconds	<b>145°F</b> for 15 seconds	<b>145°F</b> for 15 seconds	<b>155°F</b> for 15 seconds	<b>155°F</b> for 15 seconds	<b>165°F</b> for 15 seconds	<b>165°F</b> for 15 seconds

Food temperature cannot be felt - use your probe thermometer!



## FOR QUESTIONS OR COMMENTS CONTACT YOUR LOCAL AREA OFFICE

<b>BLYTE</b> 260 N Broadway Blythe, CA 92225 Phone 760-921-5090 Fax 760-921-5085	<b>CORONA</b> 2275 S Main St #204 Corona, CA 92882 Phone 951-273-9140 Fax 951-520-8319	<b>HEMET</b> 800 S Sanderson Ave #200 Hemet, CA 92545 Phone 951-766-2824 Fax 951-766-7874	<b>INDIO</b> 47-950 Arabia St #A Indio, CA 92201 Phone 760-863-8287 Fax 760-863-8303	<b>MURRIETA</b> 30135 Technology Dr #250 Murrieta, CA 92563 Phone 951-461-0284 Fax 951-461-0245	<b>PALM SPRINGS</b> 554 S Paseo Dorotea Palm Springs, CA 92264 Phone 760-320-1048 Fax 760-320-1470	<b>RIVERSIDE</b> 4065 County Circle Dr #104 Riverside, CA 92503 Phone 951-358-5172 Fax 951-358-5017
--	--	---	--	---	--	---