



County of Riverside
DEPARTMENT OF ENVIRONMENTAL HEALTH
 www.rivcoeh.org


FOOD ESTABLISHMENT INSPECTION FORM

FACILITY NAME Shell #68537 (6362)				DATE 5/16/2018	TIME IN 1:30 PM	TIME OUT 2:00 PM
ADDRESS 10171 Mission Blvd, Jurupa Valley, CA 92509				FACILITY DESCRIPTION Not Applicable		
PERMIT HOLDER Western Refining Retail LLC				EMAIL marketingservices@andeavor.co		Major Violations 0
PERMIT # PR0002912	EXPIRATION DATE 01/31/2022	SERVICE Routine inspection	REINSPECTION DATE 11/16/2018	FACILITY PHONE # (866)876-2455	PE 2610	DISTRICT 0056
				INSPECTOR NAME Silvia Aguilar	Points Deducted 4	

The conditions listed below correspond to violations of the California Health and Safety Code and/or Riverside County Ordinances and must be corrected as indicated by the enforcement officer. The Department of Environmental Health appreciates your cooperation.

Failure to correct listed violation(s) prior to the designated compliance date may necessitate an additional reinspection at a charge determined by Riverside County Ordinance 640.

Major / Minor Violations: Major Violations are those that pose an imminent risk to public health and warrant immediate closure of the food facility or immediate correction. Minor Violations are those violations that do not pose an imminent public health risk, but do warrant correction.
 GRADE REPRESENTS THE FOLLOWING RANGES: A = 100-90 Passed inspection / meets minimum health standards. B = 89-80 Did not pass inspection / does not meet minimum health standards. C = 79-0 Failed inspection / conditions exist which may pose a potential or actual threat to public health and safety. The facility is required to display a grade card in a conspicuous place selected by the Enforcement Officer. The grade card shall not be concealed and can only be removed or relocated by the Enforcement Officer per County Ordinance 492 / County Code Section 8.40.020



○ In = In compliance + COS = Corrected on-site ○ N/O = Not observed ○ N/A = Not applicable ○ OUT = Out of compliance

DEMONSTRATION OF KNOWLEDGE		COS	MAJ	OUT
In	N/A 1. Food safety certification Fallaua Mayberry/Serv Safe/08.03.2022			2
EMPLOYEE HEALTH AND HYGIENIC PRACTICES				
In	2. Communicable disease; reporting, restrictions and exclusions		4	
In	N/O 3. No persistent discharge from eyes, nose, and mouth			2
In	N/O 4. Proper eating, tasting, drinking or tobacco use			2
PREVENTING CONTAMINATION BY HANDS				
In	N/O 5. Hands clean and properly washed; gloves used properly		4	2
In	6. Adequate handwashing facilities supplied and accessible			2
TIME AND TEMPERATURE RELATIONSHIPS				
In	N/O N/A 7. Proper hot and cold holding temperatures		4	2
In	N/O N/A 8. Time as a public health control; procedures and records		4	2
In	N/O N/A 9. Proper cooling methods		4	2
In	N/O N/A 10. Proper cooking time and temperature		4	2
In	N/O N/A 11. Proper reheating procedures for hot holding		4	
PROTECTION FROM CONTAMINATION				
In	N/O N/A 12. Returned and re-service of food			2
In	13. Food: unadulterated, no spoilage, no contamination		4	2
In	N/O N/A 14. Food contact surfaces: clean and sanitized 200ppm Quat Ammonia /		4	2

FOOD FROM APPROVED SOURCES		COS	MAJ	OUT
In	15. Food obtained from approved sources		4	2
In	N/O N/A 16. Compliance with shell stock tags, condition, display			2
In	N/O N/A 17. Compliance with Gulf Oyster regulations			2
CONFORMANCE WITH APPROVED PROCEDURES				
In	N/A 18. Compliance with variance, specialized process, and HACCP plan			2
CONSUMER ADVISORY				
In	N/A 19. Written disclosure and reminder statements provided for raw or undercooked foods			1
SCHOOL AND HEALTHCARE PROHIBITED FOODS				
In	N/A 20. Licensed health care facilities / public and private schools; prohibited foods not offered		4	2
WATER / HOT WATER				
In	21. Hot and cold water available Water Temperature 122F°F		4	2
LIQUID WASTE DISPOSAL				
In	22. Sewage and wastewater properly disposed		4	2
VERMIN				
In	23. No rodents, insects, birds, or animals		4	2
In	N/A 24. Vermin proofing, air curtains, self-closing doors			1

SUPERVISION / PERSONAL CLEANLINESS	OUT
25. Person in charge present and performs duties, demonstration of knowledge	2
26. Personal cleanliness and hair restraints	1
GENERAL FOOD SAFETY REQUIREMENTS	
27. Approved thawing methods, frozen food storage	1
28. Food separated and protected from contamination	2
29. Washing fruits and vegetables	1
30. Toxic substances properly identified, stored, used	1
FOOD STORAGE / DISPLAY / SERVICE	
31. Adequate food storage; food storage containers identified	1
32. Consumer self-service	1
33. Food properly labeled; honestly presented; menu labeling	1

EQUIPMENT / UTENSILS / LINENS	OUT
34. Utensils and equipment approved, good repair	1
35. Warewashing: installed, maintained, proper use, test materials	1
36. Equipment / utensils: installed, clean, adequate capacity	1
37. Equipment, utensils, and linens: storage and use	1
38. Adequate ventilation and lighting; designated areas, use	1
39. Thermometers provided and accurate	1
40. Wiping cloths: properly used and stored	1
PHYSICAL FACILITIES	
41. Plumbing: properly installed, good repair	1
42. Refuse properly disposed; facilities maintained	1
43. Toilet facilities: properly constructed, supplied, cleaned	1
44. Premises; personal item storage and cleaning item storage	1

PERMANENT FOOD FACILITIES	OUT
45. Floors, walls, ceilings: good repair / fully enclosed	1
46. Floors, walls, and ceilings: clean	1
47. No unapproved private homes / living or sleeping quarters	1
SIGNS / REQUIREMENTS	
48. Last inspection report available	
49. Food Handler certifications available, current, and complete	1
50. Grade card and signs posted, visible	
COMPLIANCE AND ENFORCEMENT	
51. Plans approved / submitted	
52. Permit available / current	
53. Permit suspended / revoked	
54. Voluntary condemnation	
55. Impound	



County of Riverside
DEPARTMENT OF ENVIRONMENTAL HEALTH
www.rivcoeh.org

FOOD ESTABLISHMENT INSPECTION FORM

FACILITY NAME Shell #68537 (6362)	DATE 5/16/2018	PERMIT # PR0002912
--------------------------------------	-------------------	-----------------------

6. ADEQUATE HANDWASHING FACILITIES SUPPLIED & ACCESSIBLE

POINTS

2

Inspector Comments: Soap and paper towels shall be provided in approved dispensers.

- 1- Provide missing paper towels in front counter handwash sink.
- 2- Provide paper towels in permanently installed dispenser in restroom sink. Observed paper towel roll on top of dispenser.

Violation Description: Adequate facilities exclusively for handwashing shall be provided in food preparation areas and within toilet rooms. Handwashing soap, and towels or drying device, shall be provided in dispensers. Handwashing facilities shall be clean, unobstructed, and accessible at all times for employee use. (113953, 113953.1, 113953.2, 114067(f), 114143 (e))

36. EQUIPMENT AND UTENSILS: INSTALLED, CLEAN, ADEQUATE CAPACITY

POINTS

0

Inspector Comments: All equipment and utensils shall be kept clean, free of an accumulation of dust, dirt, food residue, other debris; and shall be fully operative.

Clean and maintain cabinets under soda dispenser. Observed with accumulation of food debris, syrup stains and dust.

Violation Description: All utensils and equipment shall be clean and installed in an approved manner. Equipment type and quantity shall be adequate for the operation.(114115, 114130.3, 114139, 114153, 114163, 114165, 114167, 114169, 114175, 114180, 114182, 114257)

43. TOILET FACILITIES: PROPERLY CONSTRUCTED, SUPPLIED, CLEANED

POINTS

1

Inspector Comments: Toilet rooms shall be separated by a well-fitting self-closing door.

Provide well-fitting self-closing restroom door and maintain close at all times. Observed restroom door propped open.

Violation Description: Toilet facilities shall be maintained clean, sanitary, and in good repair. Toilet rooms shall be separated by a well-fitting self-closing door. Toilet tissue shall be provided in a permanently installed dispenser at each toilet. Toilet facilities shall be provided for patrons in establishments with more than 20,000 sq. ft. and in establishments offering on-site consumption. (114250, 114250.1, 114276)

45. FLOORS, WALLS, CEILING: GOOD REPAIR/FULLY ENCLOSED

POINTS

1

Inspector Comments: The floors, walls, ceilings of a food facility shall be approved type, have durable, smooth, nonabsorbent, and washable surfaces, and shall be kept clean and in good repair.

Replace missing ceiling panel above 2-compartment sink to prevent vermin or rodent from entering facility.

Violation Description: The floors, walls, ceilings finishes must be of an approved material, durable, smooth, nonabsorbent, and easily cleanable. Food facilities shall be fully enclosed. (114143 (d), 114257, 114266, 114268, 114271, 114272)



County of Riverside
DEPARTMENT OF ENVIRONMENTAL HEALTH
www.rivcoeh.org

FOOD ESTABLISHMENT INSPECTION FORM

FACILITY NAME Shell #68537 (6362)	DATE 5/16/2018	PERMIT # PR0002912
--------------------------------------	-------------------	-----------------------

Overall Inspection Comments

No summary comments have been made for this inspection.

Did you know that effective January 1, 2018, the California Health and Safety Code was amended to make it easier for food facilities to donate food? Please consider donating your excess food product to a local food bank, pantry, or soup kitchen. As a good faith food donor, you are protected from civil and criminal liability if the food product later causes harm to its recipient, unless the injury is a direct result of gross negligence or intentional misconduct in the preparation or handling of the donated food. See Section 171425 of the Civil Code and Sections 114432 to 114434 inclusive of the Health and Safety Code. For more information visit our website at www.rivcoeh.org.

Signature

Olivia Fink
Person in Charge
05/16/2018

Silvia Aguilar
Environmental Health Specialist
05/16/2018

REASONS FOR IMMEDIATE CLOSURE OF A FOOD FACILITY

Per California Health and Safety Code Section 114409 (a):
 "If any imminent health hazard is found, unless the hazard is immediately corrected, an enforcement officer may temporarily suspend the permit and order the food facility immediately closed."

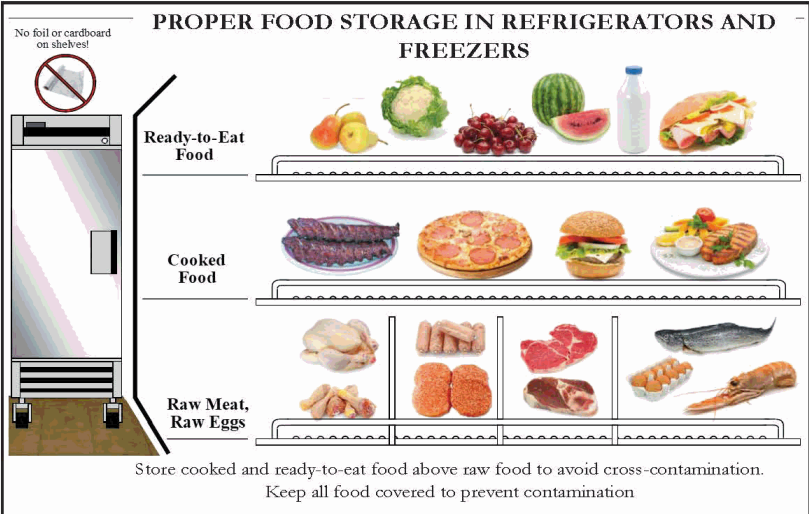
A food facility may be closed for any of the following reasons:

- Overflowing sewage (inside or outside the facility)
- No potable water
- No hot water
- No electricity
- Rodent or insect infestation
- Any other conditions at the facility that may create an imminent public health risk

In addition to the reasons above, Per California Health and Safety Code Section 114411:

"The enforcement agency may, after providing opportunity for a hearing, modify, suspend, or revoke a permit for serious or repeated violations of any requirement of this part or for interference in the performance of the duty of the enforcement officer."

PROPER FOOD STORAGE IN REFRIGERATORS AND FREEZERS



No foil or cardboard on shelves!

Ready-to-Eat Food

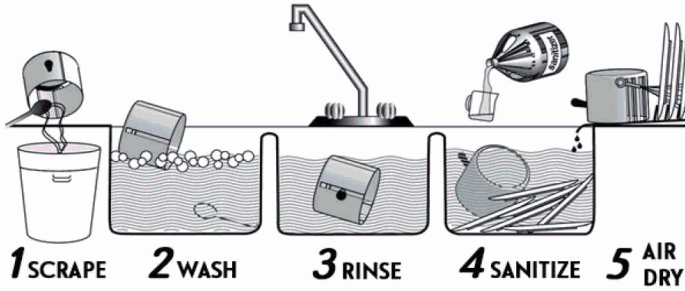
Cooked Food

Raw Meat, Raw Eggs

Store cooked and ready-to-eat food above raw food to avoid cross-contamination. Keep all food covered to prevent contamination.

MANUAL SANITIZING OF EQUIPMENT AND UTENSILS USING A THREE COMPARTMENT SINK

1. **SCRAPE**, clean, or soak items as necessary before washing.
2. **WASH** items in detergent and hot water of at least 100°F in the first sink.
3. **RINSE** items in clear water in the second sink.
4. **SANITIZE** by submerging each item in a sanitizing solution in the third sink. Use one of the following sanitizing methods:
 - 100ppm of a chlorine based sanitizer for a minimum of 30 seconds in the solution
 - 200ppm of a quaternary ammonium based sanitizer for a minimum of 60 seconds in the solution
 - 25ppm of an iodine based sanitizer for a minimum of 60 seconds in the solution
 - Water at a temperature of 171°F for a minimum of 30 seconds in solution
5. **AIR DRY** all items on the drain board.



PROPER COOLING OF FOOD IN YOUR FACILITY

Potentially hazardous foods should always be rapidly cooled.

TIME IS THE KEY FACTOR IN PROPER COOLING

- Foods must cool from 135°F to 70°F in 2 hours or less
- Foods must cool from 70°F to 41°F in 4 hours or less

Use one of the following methods to cool food properly:

- Break large foods down into smaller portions and place in shallow pans no more than 4 inches deep. Metal pans cool better than glass or plastic pans.
- Add ice as an ingredient to replace water used in the recipe.
- Place foods within an ice bath and frequently stir the foods to speed the cooling process.
- Loosely cover foods so that heat and steam can escape during cooling.
- Arrange containers within a refrigeration unit so that air can flow properly around containers.
- Use special equipment like chill paddles or blast chillers to rapidly bring down food temperature.









Use an accurate thermometer to verify the food is being cooled within proper timeframes.

PROPER FOOD THAWING METHODS

1. Under refrigeration
2. In a microwave oven on "defrost"
3. Submerged under cold running water in an approved preparation sink for no longer than 2 hours
4. As part of the cooking process

INTERNAL COOKING TEMPERATURES

Use a probe thermometer to take internal cooking temperatures

							
135°F for 15 seconds	145°F for 15 seconds	145°F for 15 seconds	145°F for 15 seconds	155°F for 15 seconds	155°F for 15 seconds	165°F for 15 seconds	165°F for 15 seconds

Food temperature cannot be felt - use your probe thermometer!



8

MILK

EGGS

FISH

SHELLFISH

WHEAT

SOYBEANS

PEANUTS

TREE NUTS

FOOD ALLERGENS

FOR QUESTIONS OR COMMENTS CONTACT YOUR LOCAL AREA OFFICE

BLYTE 260 N Broadway Blythe, CA 92225 Phone 760-921-5090 Fax 760-921-5085	CORONA 2275 S Main St #204 Corona, CA 92882 Phone 951-273-9140 Fax 951-520-8319	HEMET 800 S Sanderson Ave #200 Hemet, CA 92545 Phone 951-766-2824 Fax 951-766-7874	INDIO 47-950 Arabia St #A Indio, CA 92201 Phone 760-863-8287 Fax 760-863-8303	MURRIETA 30135 Technology Dr #250 Murrieta, CA 92563 Phone 951-461-0284 Fax 951-461-0245	PALM SPRINGS 554 S Paseo Dorotea Palm Springs, CA 92264 Phone 760-320-1048 Fax 760-320-1470	RIVERSIDE 4065 County Circle Dr #104 Riverside, CA 92503 Phone 951-358-5172 Fax 951-358-5017
--	--	---	--	---	--	---